

ORDER FORM


For internal use only

DEALER	P.O.
EMAIL	PHONE

DATE

dd/mm/yyyy








A BackUS™ / Curvus™

	CODE / MODEL	QTY
	Backus	
	Curvus	





NOTE : Select model above, specify qty and indicate size in table

WHEELCHAIR	ADJUSTABLE BACKREST HEIGHT			
	SHORT	MEDIUM	HIGH	X-TALL
WIDTH	12" to 15"	15" to 18"	18" to 21"	21" to 24"
10" to 11"				
12" to 13"				
14" to 15"				
16" to 17"				
18" to 19"				
20" to 21"				
22" to 23"				


B AxilUS™


	Adult	L	R
	AXIL1222 Small 10" x 5"		
	AXIL1223 Medium 10" x 6"		
	AXIL1224 Large 9" x 7"		
	Child	L	R
	AXIL1255 X-Small 3½" x 5"		
	AXIL1256 Small 4½" x 6"		
	AXIL1257 Medium 4½" x 7"		
	AXIL1258 Large 6½" x 6"		

C FormUS™

	Adult 6" x 12"	QTY
	Contoured	
	FORM1240 1"	
	FORM1241 1½"	
	Beveled	
	FORM1242 1"	
	FORM1243 1½"	
	Child 5" x 8"	QTY
	Contoured	
	FORM1270 ½"	
	FORM1271 1"	
	Beveled	
	FORM1272 ½"	
	FORM1273 1"	




D AxilUS™ HARDWARE




	CODE / MODEL	L	R
	AXIL1350 Std Anchor		




	CODE / MODEL	L	R
	AXIL1355 Swing-away Anchor		

CODE / MODEL	QTY
AXIL1361 Diameter Adaptor 1 1/8" - pr	

E SummUS™


	CODE / MODEL	QTY
	SUMM1101 Multi-jointed support holder	
	SUMM1110 Backrest fastener (only)	
	SUMM1106 Reinforcement bar (only)	

	CODE / MODEL	QTY
	SUMM1111 Small 4½" x 8"	
	SUMM1112 Medium 5" x 10"	
	SUMM1113 Large 5" x 14"	


	CODE / MODEL	QTY
	SUMM1117 Occipital 6" x 12"	
	SUMM1118 Encompassing + Occipital 6" x 12"	
	SUMM1119 Semi-encompa.+ Occipital 6" x 9"	

F StarUS™


Breastplates "H" Shape

	CODE / MODEL	QTY
	STAR1182 Small 12"	
	STAR1183 Medium 15"	
	STAR1184 Large 18"	

Breastplates "X" Shape

	CODE / MODEL	QTY
	STAR1193 Medium 13"	
	STAR1194 Large 16"	
	STAR1152 Mobile Cursors - pr	

Posture Belt 4-Anchor

	CODE / MODEL	QTY
	STAR1162 Small 10 to 13"	
	STAR1163 Medium 14 to 17"	
	STAR1164 Large 18 to 21"	

G StopUS™

Child

WHEELCHAIR CUSHION		
MODEL	WIDTH X DEPTH	QTY
STOP111212	11 ½" X 12"	
STOP111214	11 ½" X 14"	
STOP111216	11 ½" X 16"	
STOP131412	13 ½" X 12"	
STOP131414	13 ½" X 14"	
STOP131416	13 ½" X 16"	

Adult

WHEELCHAIR CUSHION		
MODEL	WIDTH X DEPTH	QTY
STOP151616	15 ½" X 16"	
STOP151618	15 ½" X 18"	
STOP151620	15 ½" X 20"	
STOP171816	17 ½" X 16"	
STOP171818	17 ½" X 18"	
STOP171820	17 ½" X 20"	

WHEELCHAIR CUSHION		
MODEL	WIDTH X DEPTH	QTY
STOP192016	19 ½" X 16"	
STOP192018	19 ½" X 18"	
STOP192020	19 ½" X 20"	
STOP212216	21 ½" X 16"	
STOP212218	21 ½" X 18"	
STOP212220	21 ½" X 20"	

NOTE: Depth
The shape of STOPUS allows the fitting onto a wheelchair up to 1" smaller in depth than the indicated size.